

This survey has ended.



Review and Submit

Last Updated:

Status: New

Institution Information

Status: New

Institution Information

Status: New

* Required

Name * 

University of Illinois Urbana-Champaign

Mailing Address 1

506 S. Wright Street

Mailing Address 2

City

Urbana

State

Illinois

Postal Code

61801

Country

United States

Main Phone Number *

217-333-6677

Fax *

217-244-5352

Website * 

<http://www.illinois.edu>

Mark of Accreditation Status Domain (if different from Website)



Is the institution incorporated? * 

No

State of Incorporation 

What is the enabling or authorizing legislation for the institution? * 

University of Illinois Act, 110 ILCS 305/1 et seq

Ownership of the Institution * 

Not Applicable

 **Contact Roles**

Status: New

Chief Executive Officer

Status: New

* Required

Is Replacement? 

No

Prefix * 

Dr.

First Name * 

Robert

Middle Name 

Last Name * 

Jones

Suffix 

Title * 

Chancellor

Phone * 

(217) 333-6290

Institutional Email Address * 

chancellor@illinois.edu

Start Date * 

11/9/2016

Chief Academic Officer

Status: New

* Required

Is Replacement? 

No

Prefix * 

Dr.

First Name * 

Andreas

Middle Name 

C.

Last Name * 

Cangellaris

Suffix 

Title * 

Vice Chancellor for Academic Affairs and Provost

Phone * 

(217) 333-6677

Institutional Email Address * 

provost@illinois.edu

Start Date * 

2/2/2018

Chief Financial Officer

Status: New

* Required

Is Replacement? 

No

Prefix * 

Ms.

First Name * 

Vicky

Middle Name 

L.

Last Name * 

Gress

Suffix 

Title * 

Executive Associate Provost for Budget and Resource Planning

Phone * 

(217) 333-4493

Institutional Email Address * 

gress@illinois.edu

Start Date * 

2/5/2019

Accreditation Liaison Officer

Status: New

* Required

Is Replacement? 

No

Prefix * 

Ms.

First Name * 

Kristi

Middle Name 

A.

Last Name * 

Kuntz

Suffix 

Title * 

Executive Associate Provost for Academic Programs and Policies

Phone * 

(217) 333-6677

Institutional Email Address * 

kakuntz@illinois.edu

Start Date * 

8/17/2013

Data Update Coordinator

Status: New

* Required

Is Replacement? 

No

Prefix * 

Ms.

First Name * 

Amy

Middle Name 

L.

Last Name * 

Edwards

Suffix 

Title * 

Assistant Provost & Director, Mgmt Information

Phone * 

(217) 333-3551

Institutional Email Address * 

Start Date * 

8/17/2013

 **Financial Information**

Status: New

Financial Information

Status: New


	<u>2022</u> 	2021	2020	2019
Ending month of fiscal year	June	June	June	June
Last completed audit year	2021	2020	2019	2018
Did you receive your last completed audit within 6 months of the close of your fiscal year?	No	No	Yes	Yes
Was your most recent financial audit UNQUALIFIED?	Yes	Yes	Yes	Yes
Did your most recent audit report include a going concern disclosure in the opinion or footnotes?	No	No	No	No

 **Public CFI - Excluding GASB**

Status: New

Public CFI - Excluding GASB

Status: New

	<u>2022</u> 	2021	2020	2019
Institution unrestricted net assets	\$1,884,201.00	\$1,874,002.00	\$1,813,193.00	\$1,642,609.00
Institution expendable restricted net assets	\$1,078,153.00	\$812,691.00	\$849,454.00	\$842,201.00
Component Unit (C.U.) unrestricted net assets	\$105,507.00	\$81,731.00	\$79,507.00	\$64,705.00
C.U. temporarily restricted net assets	\$1,563,372.00	\$982,411.00	\$1,078,415.00	\$1,071,972.00
C.U. net investment in plant	\$0.00	\$0.00	\$0.00	\$0.00
Numerator total	\$4,631,233.00	\$3,750,835.00	\$3,820,569.00	\$3,621,487.00
Institution operating expenses	\$7,088,919.00	\$6,230,920.00	\$5,811,781.00	\$6,301,393.00
Institution nonoperating expenses	\$44,953.00	\$58,181.00	\$63,380.00	\$65,038.00
C.U. total expenses	\$413,024.00	\$331,861.00	\$316,044.00	\$318,714.00
Denominator total	\$7,546,896.00	\$6,620,962.00	\$6,191,205.00	\$6,685,145.00
Primary reserve ratio	0.614	0.57	0.62	0.54
Primary reserve strength	4.614	4.26	4.64	4.07
Primary reserve weight	0.35	0.35	0.35	0.35
Primary reserve CFI	1.61	1.49	1.62	1.43

Institution operating income (loss)	(\$3,036,034.00)	(\$2,238,805.00)	(\$1,877,143.00)	(\$2,417,439.00)
Institution net nonoperating revenues	\$3,471,719.00	\$2,413,961.00	\$2,157,995.00	\$3,043,950.00
C.U. change in unrestricted net assets	\$23,776.00	\$2,224.00	\$14,802.00	\$24,113.00
Numerator total	\$459,461.00	\$177,380.00	\$295,654.00	\$650,624.00
Institution operating revenues	\$4,052,885.00	\$3,992,115.00	\$3,934,639.00	\$3,883,954.00
Institution nonoperating revenues	\$3,543,313.00	\$2,556,601.00	\$2,245,714.00	\$3,131,743.00
C.U. total unrestricted revenues	\$67,188.00	\$38,710.00	\$42,180.00	\$30,837.00
Denominator total	\$7,663,386.00	\$6,587,426.00	\$6,222,533.00	\$7,046,534.00
Net operating revenue ratio	0.06	0.03	0.05	0.09
Net operating revenue strength	4.612	2.07	3.65	7.10
Net operating revenue weight	0.10	0.10	0.10	0.10
Net operating revenue CFI	0.46	0.21	0.37	0.71
Change in net assets plus C.U. change in net assets	\$1,142,968.00	\$212,480.00	\$477,881.00	\$888,970.00
Total net assets plus C.U. total net assets (beginning of year).	\$8,014,775.00	\$7,802,295.00	\$7,324,414.00	\$6,435,444.00
Return on net assets ratio	0.14	0.03	0.07	0.14

Return on net assets strength	7.13	1.36	3.26	6.91
Return on net assets weight	0.20	0.20	0.20	0.20
Return on net assets CFI	1.43	0.27	0.65	1.38
Numerator – expendable net assets (from Primary Reserve Numerator)	\$4,631,233.00	\$3,750,835.00	\$3,820,569.00	\$3,621,487.00
Institution long-term debt (total project-related debt)	\$1,502,141.00	\$1,609,265.00	\$1,561,627.00	\$1,511,767.00
C.U. long-term debt (total project-related debt)	\$0.00	\$0.00	\$0.00	\$0.00
Denominator – total long-term + C.U. debt (total project related debt)	\$1,502,141.00	\$1,609,265.00	\$1,561,627.00	\$1,511,767.00
Viability ratio	3.08	2.33	2.45	2.40
Viability strength	7.39	5.59	5.87	5.74
Viability weight	0.35	0.35	0.35	0.35
Viability CFI (p. 115)	2.59	1.96	2.05	2.01
Total Composite Financial Indicator Score	6.09	3.93	4.69	5.53

Comments


This data is from our unaudited financial statements. The Auditor General has delayed the issuance of the University's FY20 audited financial statements due to new audit testing procedures related to the State Universities Retirement Systems census data.

 **Public CFI - Audited Financials (Including GASB)**

Status: New

Public CFI - Audited Financials (Including GASB)

Status: New

	<u>2022</u> 	2021	2020	2019
Institution unrestricted net assets	\$863,635.00	\$628,448.00	\$525,202.00	\$263,621.00
Institution expendable restricted net assets	\$882,698.00	\$613,441.00	\$643,801.00	\$646,545.00

Component Unit (C.U.) unrestricted net assets	\$105,507.00	\$81,731.00	\$79,507.00	\$64,705.00
C.U. temporarily restricted net assets	\$1,563,372.00	\$982,411.00	\$1,078,415.00	\$1,071,972.00
C.U. net investment in plant	\$0.00	\$0.00	\$0.00	\$0.00
Numerator total	\$3,415,212.00	\$2,306,031.00	\$2,326,925.00	\$2,046,843.00
Institution operating expenses	\$7,065,600.00	\$6,182,080.00	\$5,730,781.00	\$6,311,865.00
Institution nonoperating expenses	\$44,953.00	\$58,181.00	\$63,380.00	\$65,038.00
C.U. total expenses	\$413,024.00	\$331,861.00	\$316,044.00	\$318,714.00
Denominator total	\$7,523,577.00	\$6,572,122.00	\$6,110,205.00	\$6,695,617.00
Primary reserve ratio	0.45	0.35	0.38	0.31
Primary reserve strength	3.38	2.64	2.86	2.30
Primary reserve weight	0.35	0.35	0.35	0.35
Primary reserve CFI	1.18	0.92	1.00	0.80
Institution operating income (loss)	(\$3,012,714.00)	(\$2,189,965.00)	(\$1,796,142.00)	(\$2,427,911.00)
Institution net nonoperating revenues	\$3,471,719.00	\$2,413,961.00	\$2,157,995.00	\$3,043,950.00
C.U. change in unrestricted net assets	\$23,776.00	\$2,224.00	\$14,802.00	\$24,113.00
Numerator total	\$482,781.00	\$226,220.00	\$376,655.00	\$640,152.00

Institution operating revenues	\$4,052,886.00	\$3,992,115.00	\$3,934,639.00	\$3,883,954.00
Institution nonoperating revenues	\$3,543,313.00	\$2,556,601.00	\$2,245,714.00	\$3,131,743.00
C.U. total unrestricted revenues	\$67,188.00	\$38,710.00	\$42,180.00	\$30,837.00
Denominator total	\$7,663,387.00	\$6,587,426.00	\$6,222,533.00	\$7,046,534.00
Net operating revenue ratio	0.06	0.03	0.06	0.09
Net operating revenue strength	4.62	2.64	4.66	6.99
Net operating revenue weight	0.10	0.10	0.10	0.10
Net operating revenue CFI	0.46	0.26	0.47	0.70
Change in net assets plus C.U. change in net assets	\$1,371,750.00	\$261,321.00	\$558,881.00	(\$721,157.00)
Total net assets plus C.U. total net assets (beginning of year).	\$6,569,972.00	\$6,308,651.00	\$5,749,770.00	\$6,470,927.00
Return on net assets ratio	0.21	0.04	0.10	-0.11
Return on net assets strength	10.00	2.07	4.86	-4.00
Return on net assets weight	0.20	0.20	0.20	0.20
Return on net assets CFI	2.00	0.41	0.97	-0.80
Numerator – expendable net assets (from Primary Reserve Numerator)	\$3,415,212.00	\$2,306,031.00	\$2,326,925.00	\$2,046,843.00

Institution long-term debt (total project-related debt)	\$1,502,141.00	\$1,609,265.00	\$1,561,627.00	\$1,511,767.00
C.U. long-term debt (total project-related debt)	\$0.00	\$0.00	\$0.00	\$0.00
Denominator – total long-term + C.U. debt (total project related debt)	\$1,502,141.00	\$1,609,265.00	\$1,561,627.00	\$1,511,767.00
Viability ratio	2.27	1.43	1.49	1.35
Viability strength	5.44	3.44	3.57	3.25
Viability weight	0.35	0.35	0.35	0.35
Viability CFI (p. 115)	1.90	1.20	1.25	1.14
Total Composite Financial Indicator Score	5.54	2.79	3.69	1.84
Comments				

Federal Compliance

Status: New

Accrediting Agencies Reported to HLC

Status: New

Accreditor	Program	Status	Status Reason	Effective Start Date	Effective End Date

Accreditor	Program	Status	Status Reason	Effective Start Date	Effective End Date
Accreditation Council for Education in Nutrition and Dietetics	Didactic Programs in Dietetics	Good Standing		07/22/2020	
Accreditation Council for Education in Nutrition and Dietetics	Dietetic Internships	Good Standing		07/22/2020	
American Medical Association, Liaison Committee on Medical Education	Carle Illinois College of Medicine	Pre-accredited		10/09/2017	
American Psychological Association, Commission on Accreditation	Clinical PhD	Good Standing		04/02/2017	
American Psychological Association, Commission on Accreditation	Counseling PhD	Good Standing		04/12/2018	
American Psychological Association, Commission on Accreditation	Doctoral Internship Program	Good Standing		10/25/2018	
American Veterinary Medical Association	College of Veterinary Medicine	Good Standing		01/31/2022	
Commission on English Language Program Accreditation	Intensive English Institute	Good Standing		12/01/2020	

Accreditor	Program	Status	Status Reason	Effective Start Date	Effective End Date
Council on Academic Accreditation in Audiology and Speech-Language Pathology	Doctorate in Audiology	Good Standing		02/20/2021	
Council on Academic Accreditation in Audiology and Speech-Language Pathology	Master's in Speech-Language Pathology	Good Standing		02/20/2021	
Council on Education for Public Health	Master of Public Health Program	Good Standing		09/07/2018	
Landscape Architectural Accreditation Board	BLA	Good Standing		07/31/2020	
Landscape Architectural Accreditation Board	MLA	Good Standing		07/31/2020	

Federal Compliance

Status: New

* Required

I have reviewed the list of accrediting agencies provided and made any necessary changes *

Academic Term *

- Semester

Does the institution have a formal student refund policy? *

Yes

Does the institution report any degree program, certificate or other academic program to the U.S. Department of Education in clock hours for Title IV purposes? *

No

If Yes, how many academic programs are reported in clock hours?

Enter the percentage of first-time, full-time students receiving Pell Grants. *

26.00

Student Achievement URL *


<https://provost.illinois.edu/student-consumer-information/student-outcomes/>

Head Counts

Status: New

Student Head Count by Level

Status: New

	<u>2022</u> 	2021
Full-time Undergraduate Head Count	33481	32107
Part-time Undergraduate Head Count	1298	1576
Full-time Graduate Head Count	13119	11167
Part-time Graduate Head Count	8709	7829


Student Head Count by Category

Status: New

	2022 	2021
Certificate-Seeking Undergraduate	0	0
Degree-Seeking Undergraduate	33889	33001
Post-baccalaureate Certificate-Seeking	0	0
Post-baccalaureate Degree-Seeking	20964	17984
Non-degree-seeking	1754	1694


Institutional Head Count

Status: New

	2022 	2021
Full-time Faculty	2500	2525
Part-time Faculty	6669	6400
Full-time Administration	5367	5467
Part-time Administration	397	417
Full-time Staff	3147	3320
Part-time Staff	55	64
Student-to-Faculty Ratio	21.00	20.00

Dual Credit

Status: New


	2022 	2021
Total Dual Credit Student Head Count	0	0
How many dual credits awarded in the academic year 2021-22?	0	0

Certificate and Degree Programs

Status: New


Certificates Awarded

Status: New

	2022 	2021
Total Certificates Awarded	6058	1802
Graduate Certificates Awarded	6046	1783
Undergraduate Certificates Awarded	12	19
Of the undergraduate certificates listed above, how many are NOT part of an existing degree program?	0	0

Degrees Awarded

Status: New


	2022 	2021
Associate's Degrees Awarded	0	0
Bachelor's Degrees Awarded	8630	8444
Master's Degrees Awarded	4812	4355

Specialist Degrees Awarded	9	12
Doctoral Degrees Awarded	991	1179

Certificate and Degree Programs Offered

Status: New

	<u>2022</u> 	2021
Total number Credit-Bearing Certificates offered	31	24
Associate's Degree Programs offered	0	0
Bachelor's Degree Programs offered	137	137
Master's Degree Programs offered	147	144
Specialist Degree Programs offered	4	4
Doctoral Degree Programs offered	90	90

 Branch Campuses and Additional Locations

Status: New

Branch Campuses

Status: New

* Required

I have reviewed the list of branch campuses provided and made any necessary changes in the Location and Campus Update or through HLC's substantive change process. *

Additional Locations

Status: New

* Required

I have reviewed the list of additional locations provided and made any necessary changes in the Location and Campus Update or through HLC's substantive change process. *

Contractual Arrangements

Status: New

Contractual Arrangements

Status: New

Program	Contracted Entity	State	Country	Entity is Parent or Subsidiary	Start Date
Doctor of Medicine - 51.1201 - Doctor	Christie Clinic, LLC		UNITED STATES	No	7/2/2018
Doctor of Medicine - 51.1201 - Doctor	Carle Foundation Hospital		UNITED STATES	No	7/2/2018

Verification

Status: New

* Required

I have reviewed the list of contractual arrangements provided and made any necessary changes using HLC's substantive change process. *

Final Verification

Status: New

Final Verification

Status: New

* Required

I verify that the reported information is accurate and has been verified by the Accreditation Liaison Officer. *

I verify that the reported information is accurate and has been verified by the Chief Financial Officer. *

This survey has ended.